



Jason Chester

Advantive

jason.chester@advantive.com



advantive

InfinityQS[®]

an advantive company

The 3 Core Capabilities to Maximize Manufacturing Quality Performance

Why Quality Transformation Matters Now



MANUFACTURING CHALLENGES


Global Economic Uncertainty
Financial Constraints
Supply / Demand Side Volatility
International Trade
Workforce Availability
Sustainability
Promiscuous Consumers

TECHNOLOGY OPPORTUNITIES

Statistical Process Control
Digitalization
Quality Intelligence
Smart Manufacturing
Industry / Quality 4.0
Connected Supply Chains
Cloud / SaaS / Mobile



But ... what the reality still looks like today!



Operational Value of Quality Transformation



DYSFUNCTIONAL DATA

Incomplete • Inconsistent • Isolated • Inefficient

Impaired Operational
Visibility

Uninformed Decision-
making

Quality Compliance
Risks

IT & OPERATIONAL RESOURCE CHALLENGES

Transformation Barriers

enact[®]

ACTIONABLE INTELLIGENCE

Complete • Consistent • Unified • Efficient

Complete Operational
Visibility

Informed
Decision-making

Quality Compliance
Confidence




enact[®]

Best-in-class SPC Quality
Intelligence in the Cloud

Business Value of Quality Transformation



PERFORMANCE



MINIMIZE COST



MAXIMIZE VALUE



MITIGATE RISK

COMPLIANCE



Improved Efficiency and Productivity



Reduce Waste Across Man, Material, Machine



Improve Customer Satisfaction and Brand Reputation



Support Knowledge and Information Workers



Achieve Sustainable Operations



Reduce Operational and Quality Risks



Reduce Costs and Improve Profitability



Streamlined Workforce



Improved Agility and Flexibility



Improve Quality, Reliability, Safety & Consistency



Create standardized operating environment



Reduce Regulatory, Safety and Compliance Risks



The 3 Core Capabilities to Maximize Manufacturing Quality Performance



Real-time
data collection



1
Monitor



Real-time
data collection



1
Monitor

Real-time
notifications &
workflows



2
Act



Real-time
data collection



1
Monitor

Real-time
notifications &
workflows



2
Act

Centralized data &
actionable intelligence



3
Learn





enact[®]

SPC quality intelligence in the cloud

Demonstrating the Capabilities in Action



Real-time
data collection



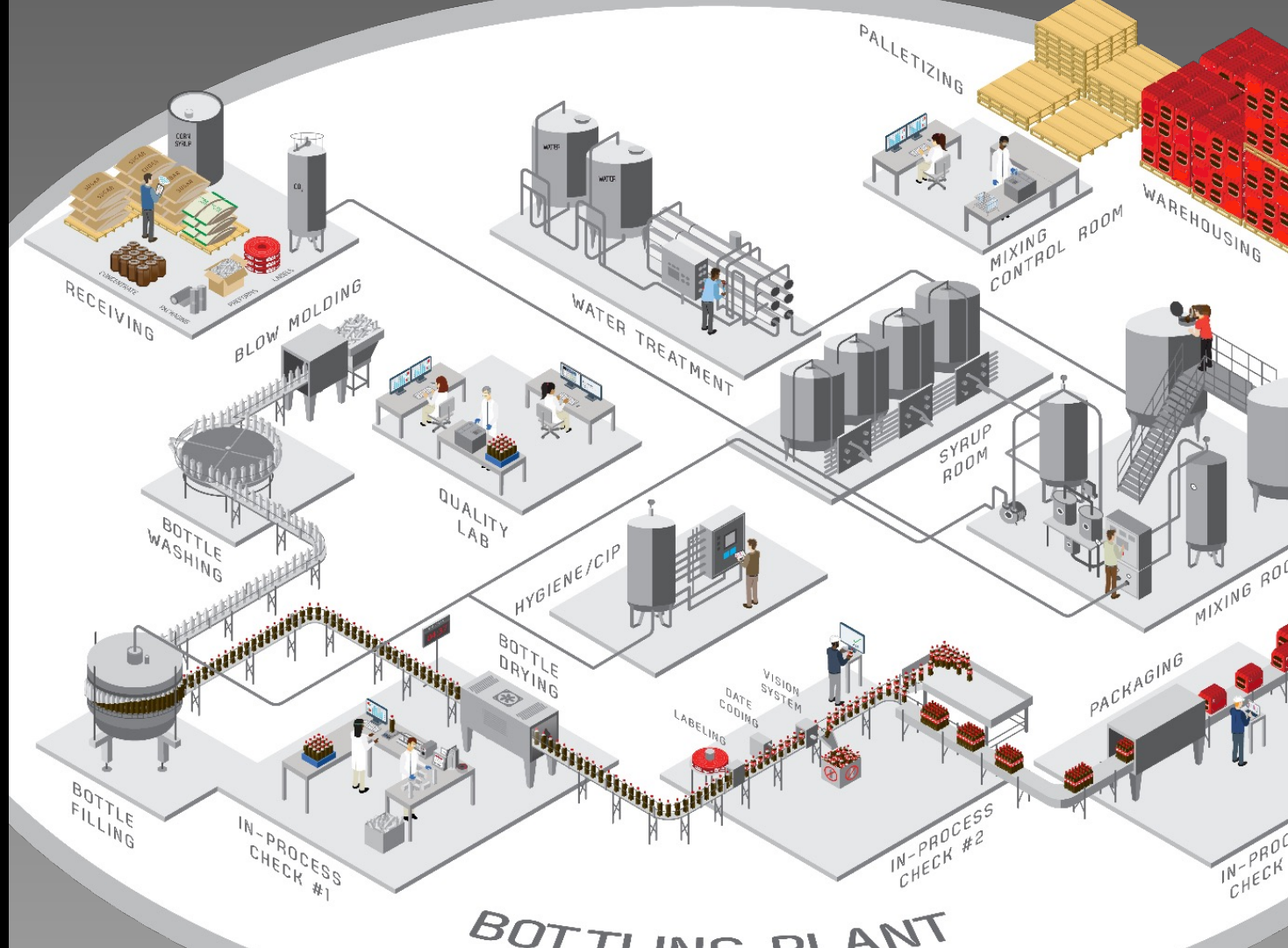
1
Monitor





Real-time data collection

- ✓ Ubiquitous plant-wide data collection
- ✓ From materials receiving to finished goods dispatch
- ✓ From in-process to area-specific (such as laboratory)
- ✓ Product, process and environment data collections






Real-time data collection

- ✓ Visually Intuitive
- ✓ Easy to Use
- ✓ Real-time Feedback
- ✓ Optimized for Touch Screen
- ✓ Utilize Device Cameras

← BACK Torque Check ?

Measure the torque of three bottles using the torque meter. <http://www.mycompany.com/sop/torque> SAVE



Torque Piece 2 of 3

14.5
13.0
12.5

14.03

← BACK Filling Pre-Op Checks ?

Filling Pre-Op Checks *Required

CANCEL SAVE

This checklist is used at the beginning of each production run to verify the line is ready to run product.

- 1 Has all previous product been cleared from the line?

Acceptable
 Unacceptable
 CAMERA
- 2 Have all the appropriate dry/wet cleans been performed?

Acceptable
 Unacceptable
 CAMERA
- 3 Have all safety guards been replaced?

Acceptable
 Unacceptable
 CAMERA
- 4 Are you wearing all necessary personal protection equipment (PPE)?

Acceptable
 Unacceptable

Out of large size gloves.

CAMERA
- 5 Indicate any areas that are unsatisfactory (select all that apply).

All Areas Acceptable
 Staging Area
 Cap Sealer
 Testing Bench
 Filling Carousel

CAMERA



Real-time data collection

- ✓ Data Collection Compliance
- ✓ Confidence in Quality Plan Compliance
- ✓ Operator Efficiency

enact
by InfinityGS
Dashboard

? 🔔 👤 👥 ☰

📁 Work Dashboard
As of 10:19 AM 🔄 📅 ⚙️


🔔 **Manufacturing Limit Violation**
 Filling Line 01-Net Volume Above USL
 1m AGO 📈

Data Collection - Due
 Net Volume for Filling Line 01
 5m AGO

🔔 **Data Collection - Missed**
 Torque Check for Filling Line 01
 20m AGO


Data Collection - Due
 Torque Check for Filling Line 01
 25m AGO

VIEW ALL (4)



00:04:13

Net Volume



00:01:57

Torque Check

VIEW ALL (16)

Net Volume - Filling Line 01
 Maria Silva
 1m AGO ⊗

▶ **Filling Line 01** 3/3 🔔

📦 PET - Cherry Soda - 500ml

🔄 1st Shift 2h LEFT

VIEW ALL (4)





Real-time data collection

- ✓ Prevents Operator Overload
- ✓ Focuses Attention on what Matters Most
- ✓ Supports Rapid Scalability

enact
by InfinityGS

Dashboard

Maria Silva

FILLING OPERATOR

Work Dashboard

As of 10:19 AM

Manufacturing Limit Violation
Filling Line 01-Net Volume Above USL
1m AGO

Data Collection - Due
Net Volume for Filling Line 01
5m AGO

Data Collection - Missed
Torque Check for Filling Line 01
20m AGO

Data Collection - Due
Torque Check for Filling Line 01
25m AGO

VIEW ALL (4)

00:04:13

Net Volume

00:01:57

Torque Check

VIEW ALL (16)

Net Volume - Filling Line 01
Maria Silva
1m AGO ✕

Filling Line 01 3/3

PET - Cherry Soda - 500ml

1st Shift 2h LEFT

VIEW ALL (4)



Real-time data collection

- ✓ Prevents Operator Overload
- ✓ Focuses Attention on what Matters Most
- ✓ Supports Rapid Scalability

enact
by InfinityGS

Dashboard

Adam Murray

QUALITY LAB TECH

? 🔔 👤 👥 ☰

Work Dashboard

As of 10:19 AM
🔄
📉
⚙️

| | | | |
|--|---|---|--|
| 🔔 Manufacturing Limit Violation Filling Line 01-Brix Above USL 4m AGO | <p style="font-weight: bold; color: gray;">Beverage Checks</p> | <p style="font-weight: bold; color: gray;">Package Inspection</p> | ▶ Filling Line 01 3/3 🔔 📦 PET - Cherry Soda - 500ml ⚙️ 1st Shift 2h LEFT |
| 🔔 Statistical Violation Filling Line 03-Density Below UCL 16m AGO | <p style="font-weight: bold; color: gray;">TOA Check</p> | <p style="font-weight: bold; color: gray;">Water Checks</p> | ▶ Filling Line 02 1/1 🔔 📦 CAN - Citrus - 355ml ⚙️ 1st Shift 2h LEFT |
| 🔔 Manufacturing Limit Violation Filling Line 02-CO2 Above USL 1h AGO | VIEW ALL (16) | | ▶ Filling Line 03 3/3 🔔 📦 GLS - Cherry Soda - 250ml ⚙️ 1st Shift 2h LEFT |
| 🔔 Manufacturing Limit Violation Filling Line 04-pH Above USL 2h AGO | Beverage Checks - Filling Line 01 Adam Murray 4m AGO ⊗ | | ▶ Filling Line 04 5/5 🔔 📦 PET - Water - 500ml ⚙️ 1st Shift 2h LEFT |
| 🔔 Manufacturing Limit Violation | TOA Check - Filling Line 01 Adam Murray 8m AGO ⊗ | | VIEW ALL (17) |
| 🔔 Manufacturing Limit Violation | Package Inspection - Filling Line 01 Adam Murray 11m AGO ⊗ | | |
| VIEW ALL (8) | | | |



Real-time data collection

- ✓ Increases Operator Efficiency
- ✓ Prevents Keying Errors

SEMI-AUTOMATED DATA COLLECTION



BACK Torque Check

Measure the torque of three bottles using the torque meter. <http://www.mycompany.com/log/torque>

Torque Piece 2 of 3

14.5
13.0
12.5

14.03

Piece 1 Piece 2 Piece 3

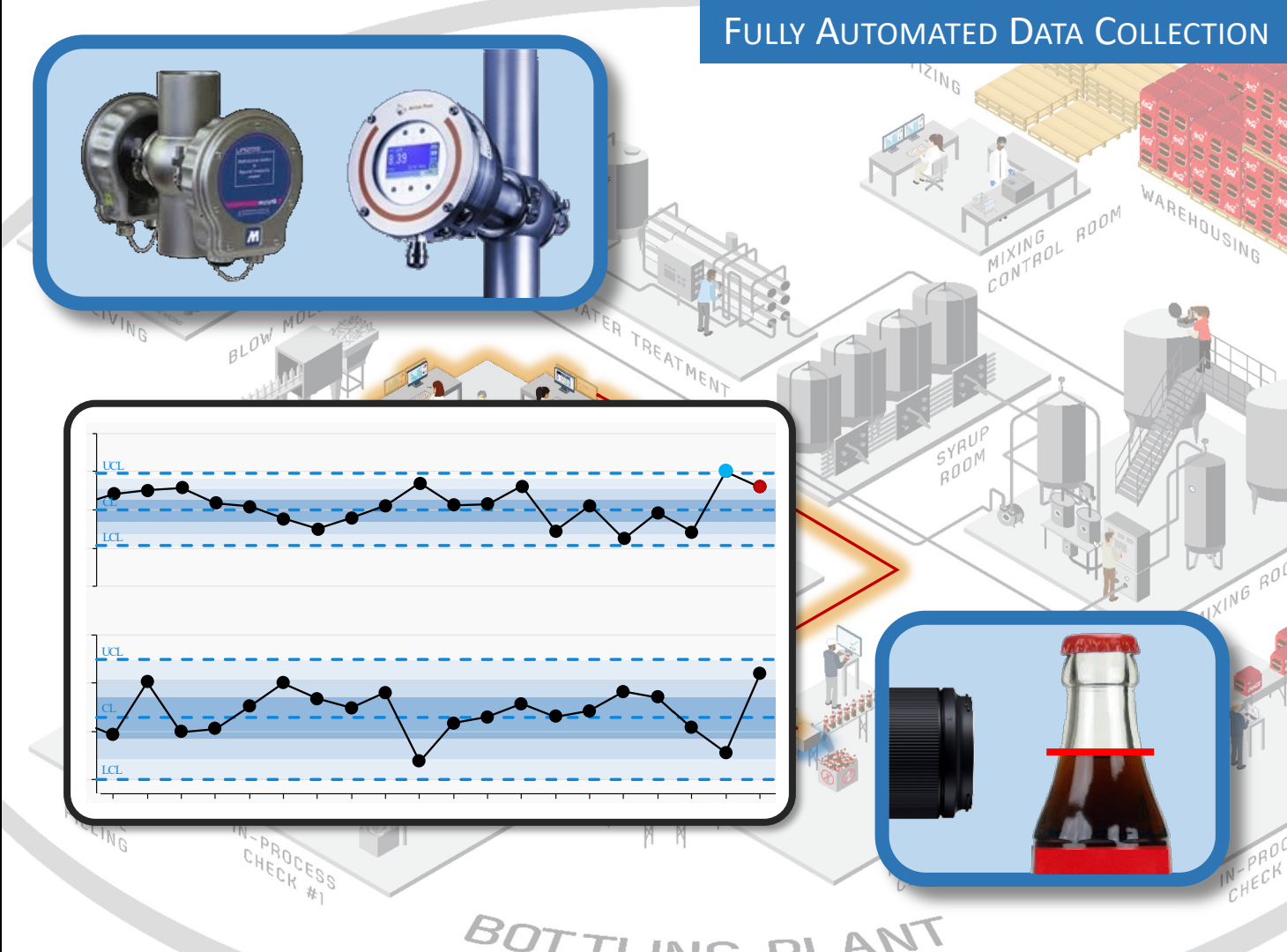
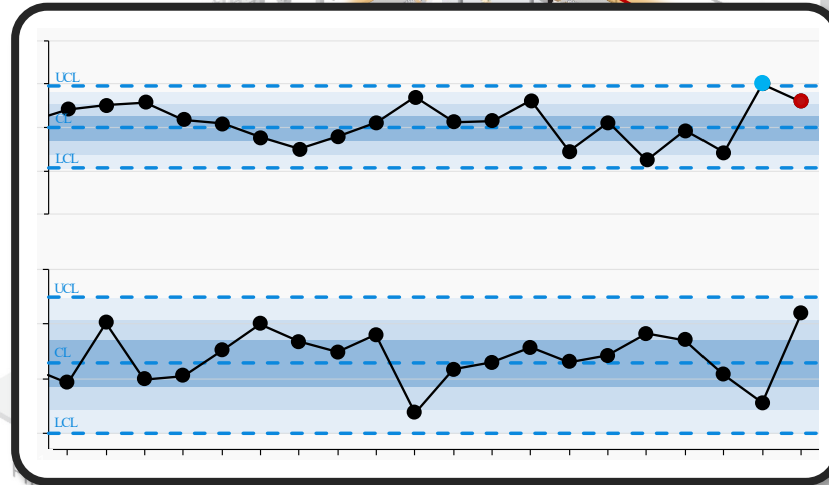
PET - Cherry Soda - 500ml. Process Filling Line 01

| Torque | 1 | 2 | 3 |
|--------|---|---|---|
| | ✓ | | |



Real-time data collection

- ✓ Increased Efficiency
- ✓ Increased Accuracy
- ✓ Increased Responsiveness

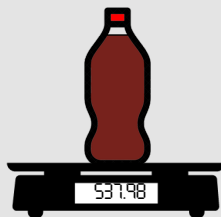




Real-time data collection

- ✓ Real-time Data Transformation
- ✓ Operator Efficiency
- ✓ Standardized Methods
- ✓ Highly customizable

Filled Weight → Net Volume




Filled Weight

537.98g



Tare Weight

14.77g



Density

1.045 g/ml



Net Volume

500.68ml

-

=

523.21g

Net Weight

/

=

| | | |
|--------|-------|--|
| STEP 1 | + ... | Filled Weight (✓, ✓) - Tare Weight (✓, ✓) = Net Weight |
| STEP 2 | + ... | Net Weight / Density (✓, ✓) = Net Volume |




Real-time data collection


- ✓ Provides native language support
- ✓ Supports multi-national manufacturers
- ✓ User interface translations
- ✓ Metadata translations

← BACK Torque Check ? 🛎


Measure the torque of three bottles using the torque meter. <http://www.mycompany.com/sop/torque> SAVE





Torque Pieza 2 of 3



14.03


Pieza 1


Pieza 2



Pieza 3

PET - Cherry Soda - 500mL


| PET - Cherry Soda - 500mL | 1 | 2 | 3 | Process |
|---------------------------|---|---|---|-----------------|
| Torque | ✓ | | | Filling Line 01 |

← ATRÁS Chequeo de Torque ? 🛎


Mida el torque de tres botellas usando el medidor de torque. <http://www.mycompany.com/sop/torque> GUARDAR





Torque Pieza 2 de 3



14.03


Pieza 1


Pieza 2


Pieza 3

PET - Cherry Soda - 500mL

| PET - Cherry Soda - 500mL | 1 | 2 | 3 | Proceso |
|---------------------------|---|---|---|---------------------|
| Torque | ✓ | | | Línea de Llenado 01 |

Real-time
notifications &
workflows







2
Act












Real-time notifications & workflows


✓ App Notifications


enact[®] by InfinityOS[™] Dashboard ?    

Work Dashboard As of 10:19 AM   

 **Manufacturing Limit Violation** 
Filling Line 01-Net Volume Above USL
1m AGO


 **Statistical Violation** 
Filling Line 01-Net Volume Above UCL
12m AGO

 **Checklist Violation**
Filling Pre-Op Checks > 0
28m AGO


 **Data Collection - Missed**
Torque Check for Filling Line 01
40m AGO

Data Collection - Due
Torque Check for Filling Line 01
45m AGO

[VIEW ALL \(5\)](#)



Net Volume




Torque Check


[VIEW ALL \(16\)](#)


Net Volume - Filling Line 01

Maria Silva

1m AGO ✕

Filling Line 01 ▶ 3/3 

 PET - Cherry Soda - 500ml

 1st Shift 2h LEFT

[VIEW ALL \(4\)](#)



Real-time notifications & workflows

✓ App Notifications

enact[™]
by InfinityGS[™] Dashboard

Work Dashboard

- Manufacturing Limit Violation**
Filling Line 01-Net Volume Above USL
1m AGO
- Statistical Violation**
Filling Line 01-Net Volume Above UCL
12m AGO
- Checklist Violation**
Filling Pre-Op Checks > 0
28m AGO
- Data Collection - Missed**
Torque Check for Filling Line 01
40m AGO
- Data Collection - Due**
Torque Check for Filling Line 01
45m AGO


[VIEW ALL \(5\)](#)

Net Volume

Torque

[VIEW ALL \(16\)](#)

Net Volume - Filling Line 01
Maria Silva
1m AGO





Real-time notifications & workflows



App Notifications

- Manufacturing limit violation
- Statistical violation

enact[™]
by InfinityQS[™] Dashboard

Work Dashboard


- Manufacturing Limit Violation**
Filling Line 01-Net Volume Above USL
1m AGO
- Statistical Violation**
Filling Line 01-Net Volume Above UCL
12m AGO
- Checklist Violation**
Filling Pre-Op Checks > 0
28m AGO
- Data Collection - Missed**
Torque Check for Filling Line 01
40m AGO
- Data Collection - Due**
Torque Check for Filling Line 01
45m AGO

[VIEW ALL \(5\)](#)

Net Volume Torque

[VIEW ALL \(16\)](#)

Net Volume - Filling Line 01
Maria Silva
1m AGO





Real-time notifications & workflows

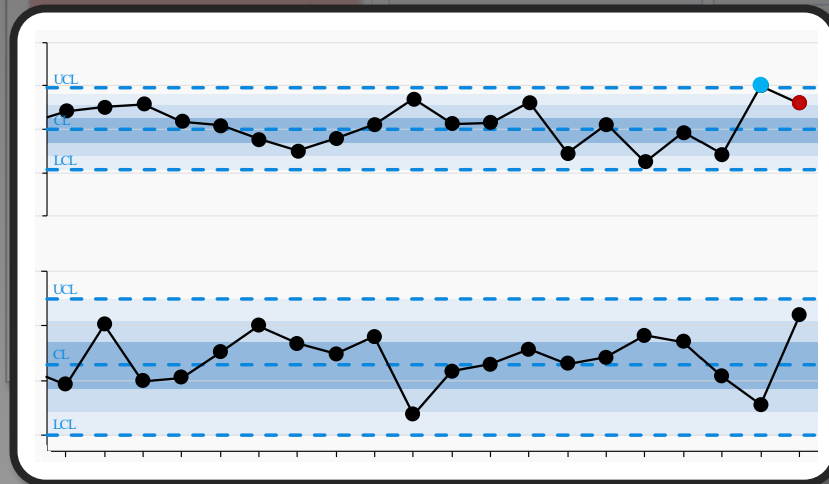
✓ App Notifications

- Manufacturing limit violation
- Statistical violation

The dashboard displays a list of notifications. Two notifications are highlighted with red boxes:

- Manufacturing Limit Violation**
Filling Line 01-Net Volume Above USL
1m AGO
- Statistical Violation**
Filling Line 01-Net Volume Above UCL
12m AGO

Each notification includes a bell icon and a small line graph icon. The background shows a dashboard with the 'enact by InfinityQS' logo and various data points like 'Net Volume' and 'Torque'.

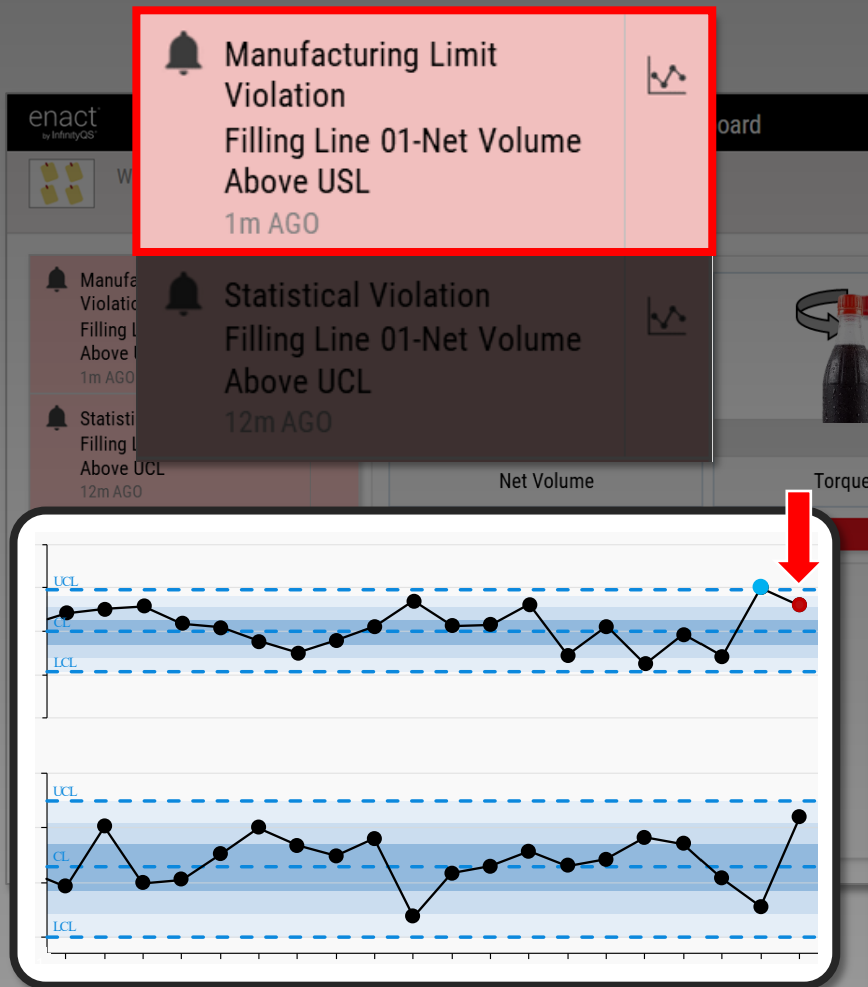




Real-time notifications & workflows

✓ App Notifications

- Manufacturing limit violation
- Statistical violation





Real-time notifications & workflows

✓ App Notifications


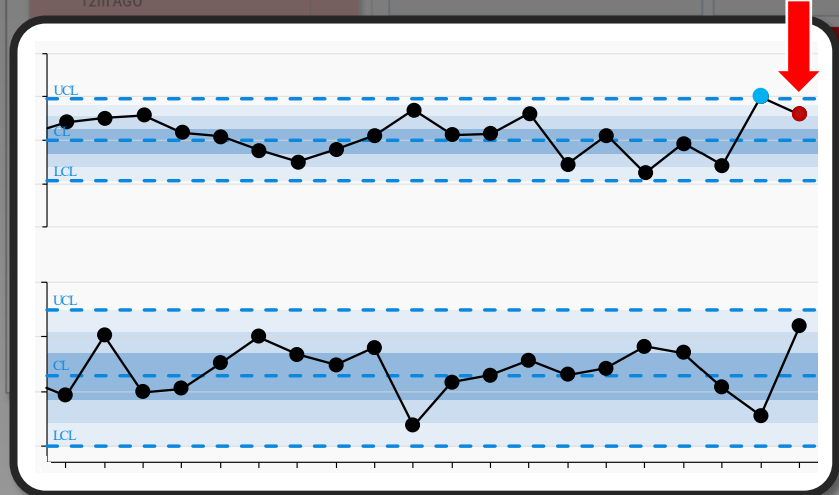
- Manufacturing limit violation
- Statistical violation

enact[™]
by InfinityQS[™]

Manufacturing Limit Violation
Filling Line 01-Net Volume
Above USL
1m AGO

Statistical Violation
Filling Line 01-Net Volume
Above UCL
12m AGO

Net Volume





Real-time notifications & workflows

✓ App Notifications

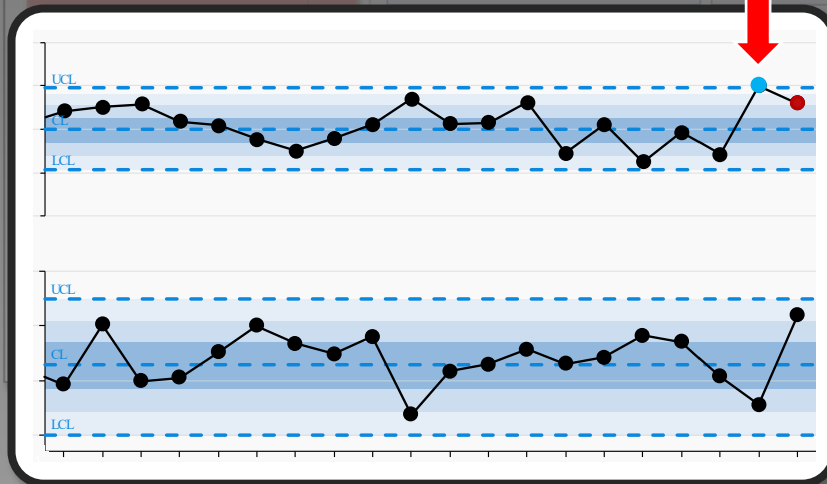
- Manufacturing limit violation
- Statistical violation

enact[™]
by InfinityQS[™]

Manufacturing Limit Violation
Filling Line 01-Net Volume Above USL
1m AGO

Statistical Violation
Filling Line 01-Net Volume Above UCL
12m AGO

Net Volume


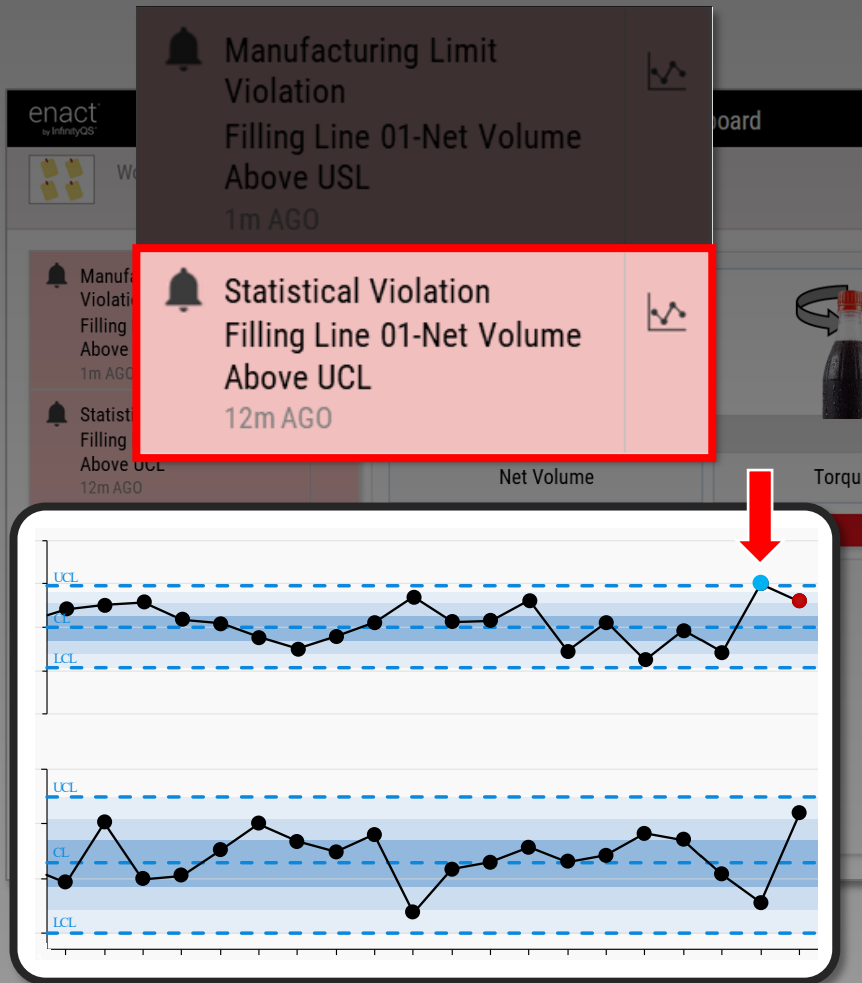




Real-time notifications & workflows

✓ App Notifications

- Manufacturing limit violation
- Statistical violation





Real-time notifications & workflows

✓ App Notifications

- Manufacturing limit violation
- Statistical violation
- Checklist violation

enact[™]
by InfinityQS[™] Dashboard

Work Dashboard

Manufacturing Limit Violation
Filling Line 01-Net Volume Above USL
1m AGO

Statistical Violation
Filling Line 01-Net Volume Above UCL
12m AGO

Checklist Violation
Filling Pre-Op Checks > 0
28m AGO

Data Collection - Missed
Torque Check for Filling Line 01
40m AGO

Data Collection - Due
Torque Check for Filling Line 01
45m AGO


VIEW ALL (5)

Net Volume

Torque

VIEW ALL (16)

Net Volume - Filling Line 01
Maria Silva
1m AGO


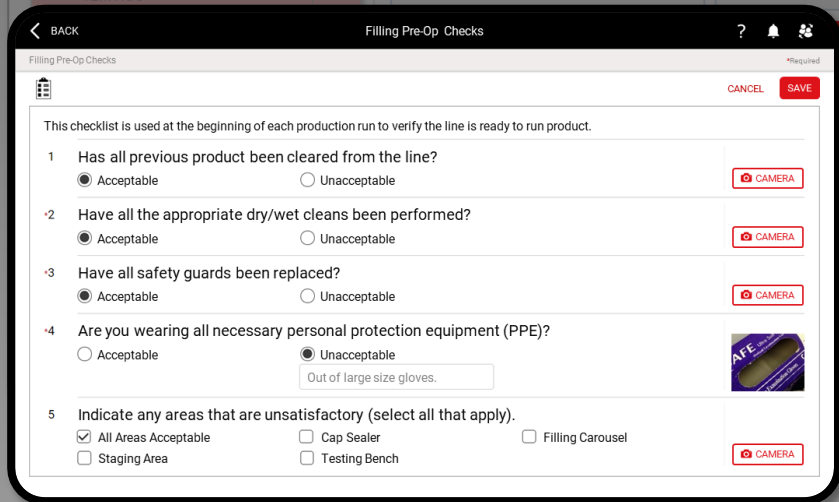
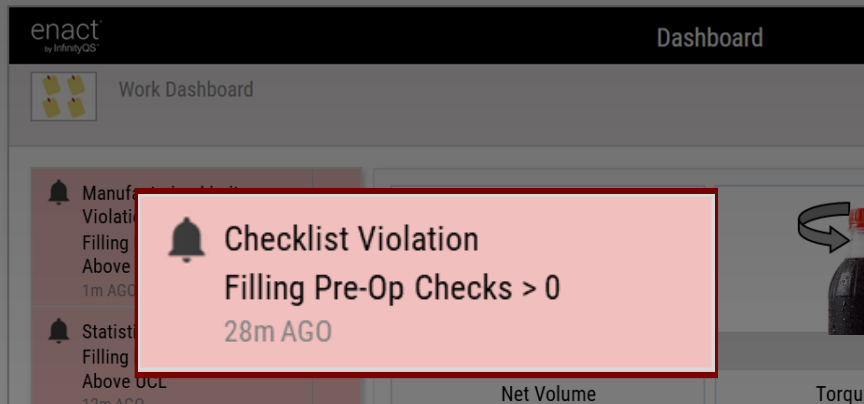




Real-time notifications & workflows

✓ App Notifications

- Manufacturing limit violation
- Statistical violation
- Checklist violation





Real-time notifications & workflows

✓ App Notifications

- Manufacturing limit violation
- Statistical violation
- Checklist violation

enact[™]
by InfinityQS[™] Dashboard

Work Dashboard

Checklist Violation
Filling Pre-Op Checks > 0
28m AGO


Net Volume Torque

BACK Filling Pre-Op Checks ?

Filling Pre-Op Checks

This checklist is used at the beginning of each production run to verify the line is ready to run product.

- Has all previous product been cleared from the line?
 Acceptable Unacceptable CAMERA
- Have all the appropriate dry/wet cleans been performed?
 Acceptable Unacceptable CAMERA
- Have all safety guards been replaced?
 Acceptable Unacceptable CAMERA
- Are you wearing all necessary personal protection equipment (PPE)?
 Acceptable Unacceptable
Out of large size gloves. CAMERA
- Indicate any areas that are unsatisfactory (select all that apply).
 All Areas Acceptable Cap Sealer Filling Carousel
 Staging Area Testing Bench CAMERA





Real-time notifications & workflows

✓ App Notifications

- Manufacturing limit violation
- Statistical violation
- Checklist violation
- Timed data collections

enact[™]
by InfinityQS[™] Dashboard

Work Dashboard

Manufacturing Limit Violation
Filling Line 01-Net Volume Above USL
1m AGO

Statistical Violation
Filling Line 01-Net Volume Above UCL
12m AGO

Checklist Violation
Filling Pre-Op Checks > 0
28m AGO

Data Collection - Missed
Torque Check for Filling Line 01
40m AGO


Data Collection - Due
Torque Check for Filling Line 01
45m AGO

VIEW ALL (5)

Net Volume

VIEW ALL (16)

Net Volume - Filling Line 01
Maria Silva
1m AGO






Real-time notifications & workflows

✓ App Notifications

- Manufacturing limit violation
- Statistical violation
- Checklist violation
- Timed data collections

The screenshot shows the 'enact by InfinityQS' mobile application interface. A notification is highlighted with a red border, stating: 'Data Collection - Due Torque Check for Filling Line 01 45m AGO'. Below this, a list of other notifications is visible, including 'Manufacturing Limit Violation', 'Statistical Violation', and 'Checklist Violation'. A central widget displays 'Net Volume' with a scale image and 'Torque' with a bottle image. A red bar at the bottom of the widget says 'VIEW ALL (16)'. At the bottom of the screen, another notification is partially visible: 'Data Collection - Missed Torque Check for Filling Line 01 40m AGO'.





Real-time notifications & workflows

✓ App Notifications

- Manufacturing limit violation
- Statistical violation
- Checklist violation
- Timed data collections

enact[™]
by InfinityQS[™]

Data Collection - Due
Torque Check for Filling Line 01
45m AGO

Manufacturing Limit Violation
Filling Line 01
Above USL
1m AGO

Statistical Violation
Filling Line 01
Above UCL
12m AGO

Checklist Violation
Filling Pre-Op
28m AGO

Data Collection - Due
Torque Check for Filling Line 01
40m AGO

Data Collection - Missed
Torque Check for Filling Line 01
40m AGO

00:04:13
Net Volume

NEW ALL (16)





Real-time notifications & workflows

✓ App Notifications

- Manufacturing limit violation
- Statistical violation
- Checklist violation
- Timed data collections

The screenshot shows the 'enact by InfinityQS' mobile application interface. A notification is highlighted with a red border, stating: "Data Collection - Due Torque Check for Filling Line 01 45m AGO". Below this, a detailed notification card is shown with a white background and a black border. It features an image of a dark plastic bottle on a scale. Below the image, a yellow bar contains the text "00:00:05" with a red arrow pointing left. Underneath, the text "Net Volume" is displayed. In the background, a list of other notifications is visible, including "Manufacturing Limit Violation", "Statistical Violation", and "Checklist Violation".





Real-time notifications & workflows

✓ App Notifications

- Manufacturing limit violation
- Statistical violation
- Checklist violation
- Timed data collections

The screenshot shows the 'enact by InfinityQS' mobile application interface. A central notification card displays a dark bottle on a scale with a timer at '00:00:00' and the text 'Net Volume'. Below this, a red-bordered notification card states 'Data Collection - Missed Torque Check for Filling Line 01 40m AGO'. The background shows a list of other notifications, including 'Manufacturing Limit Violation', 'Statistical Violation', and 'Checklist Violation'. A 'Torque' section is partially visible on the right.






Real-time notifications & workflows

- ✓ App Notifications
- ✓ Email Notifications

The screenshot shows a web dashboard for 'enact by InfinityQS'. At the top right is the word 'Dashboard'. Below it is a 'Work Dashboard' section with three small green icons. A large notification card is displayed in the center, framed in blue. The notification text reads: 'To: Quality Supervisor', 'From: Enact Operations', and 'enact by InfinityQS'. The main message is: 'You have a new event review for a manufacturing limit violation: Process: Filling Line 01, Feature: Net Volume, Violation: Above USL'. At the bottom of the card are two red-bordered buttons: 'VIEW EVENT DETAILS' and 'VIEW CONTROL CHART'. The background of the dashboard is dark grey with some faint text like 'Torque' visible.







Real-time notifications & workflows

- ✓ App Notifications
- ✓ Email Notifications

enact[®]
by InfinityQS[®] Dashboard

Work Dashboard

To: Quality Supervisor
From: Enact Operations 




You have a new event review for a manufacturing limit violation:

- Process:** Filling Line 01
- Feature:** Net Volume
- Violation:** Above USL

To view additional details, please click on the link below.

[VIEW EVENT DETAILS](#) [VIEW CONTROL CHART](#)







Real-time notifications & workflows

- ✓ App Notifications
- ✓ Email Notifications

enact[™]
by InfinityQS[®] Dashboard

Work Dashboard

To: Quality Supervisor
From: Enact Operations 




You have a new event review for a manufacturing limit violation:

Process: Filling Line 01
Feature: Net Volume
Violation: Above USL

To view additional details, please click on the link below.

VIEW EVENT DETAILS

VIEW CONTROL CHART







Real-time notifications & workflows

- ✓ App Notifications
- ✓ Email Notifications

enact[™]
by InfinityQS[®] Dashboard

Work Dashboard

To: Quality Supervisor
From: Enact Operations 

 enact
by InfinityQS[®]

You have a new event review for a manufacturing limit violation:

Process: Filling Line 01
Feature: Net Volume
Violation: Above USL

To view additional details, please click on the link below.

[VIEW EVENT DETAILS](#)

[VIEW CONTROL CHART](#)








Real-time notifications & workflows


- ✓ App Notifications
- ✓ Email Notifications
- ✓ Event Responses
 - Actions
 - Photos
 - Comments


Event Details


Event Details

4m LATER  [+ EVENT CODE](#) [+ COMMENT](#) [+ CAMERA](#)


JUST NOW   Show Comments

2m AGO  Fill head 15 adjusted.

2m AGO  Faulty head (Root Cause)

9/30/2019 1:56:20 PM  **Manufacturing Limit Violation**

| | |
|---------------------------------|---|
| Event Type: Above USL | Value: 366.21 |
| Process: Filling Line 01 | USL: 365 |
| Feature: Net Volume | Part: GLS - CHERRY SODA - 355 ML |





Real-time notifications & workflows

- ✓ App Notifications
- ✓ Email Notifications
- ✓ Notification API

enact[™]
by InfinityGS[™]

Dashboard

Work Dashboard

SMS

Microsoft Teams

Torque



Centralized data &
actionable intelligence



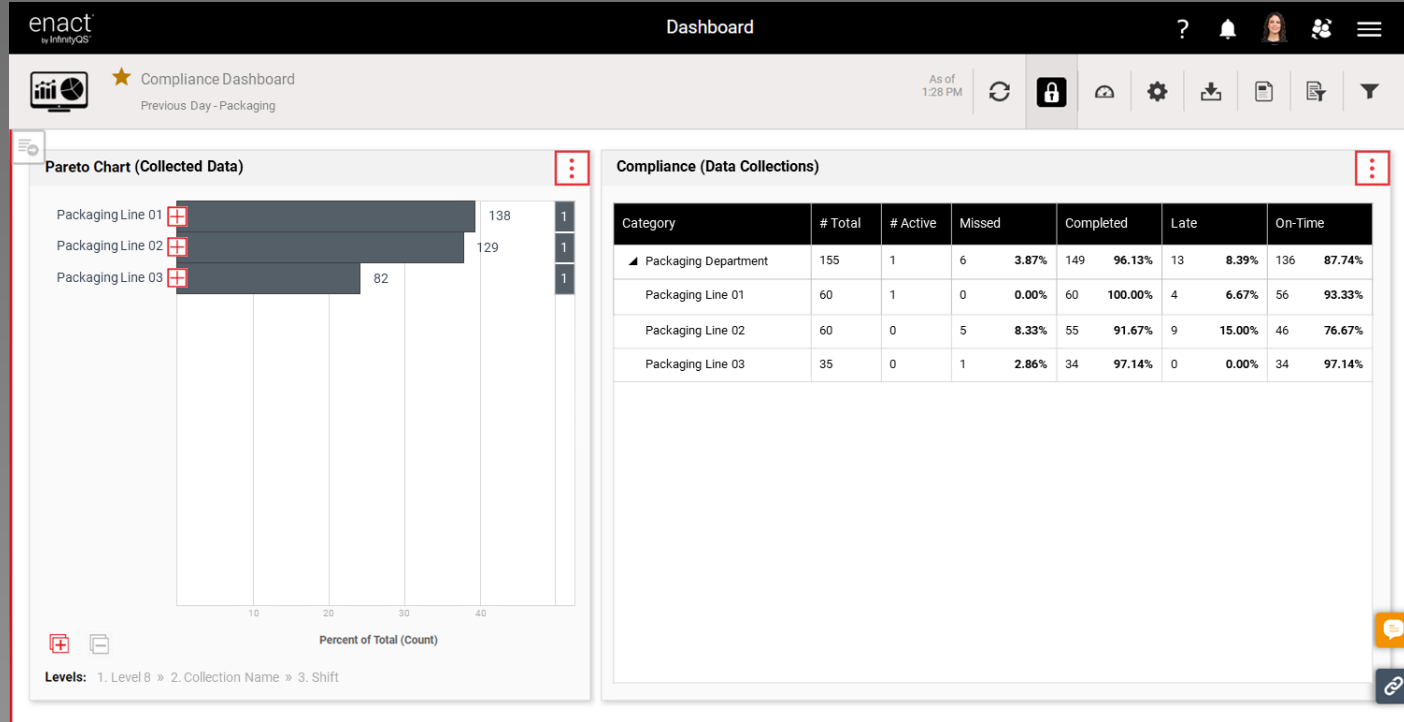
3
Learn





Centralized data
& actionable
intelligence

✓ Compliance



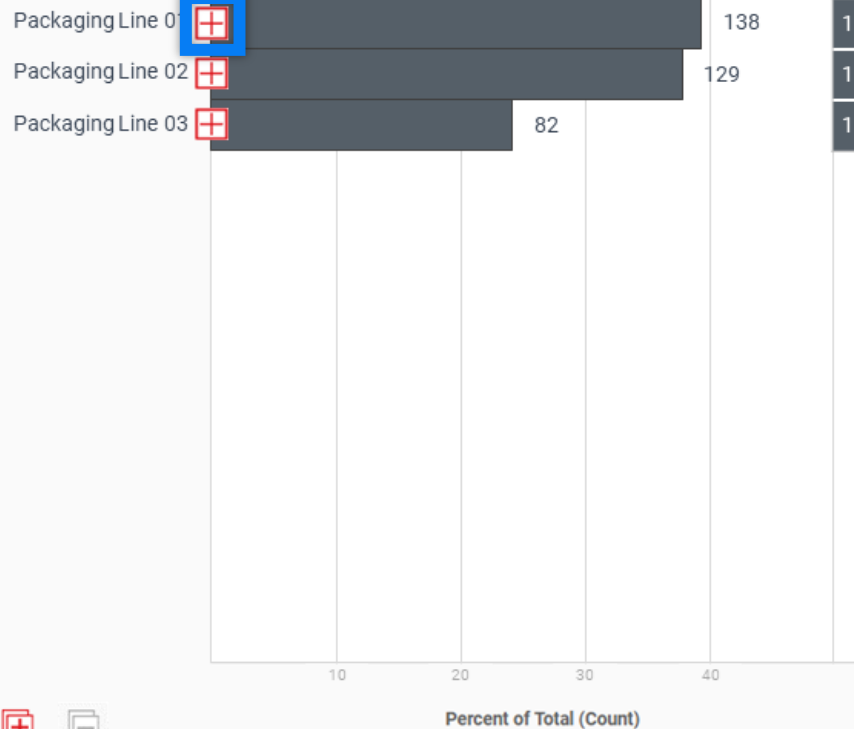


Centralized data & actionable intelligence

- ✓ **Compliance**
- Pareto chart



Pareto Chart (Collected Data)



Levels: 1. Level 8 » 2. Collection Name » 3. Shift

Compliance (Data Collections)

| Category | # Total |
|------------------------|---------|
| ▲ Packaging Department | 155 |
| Packaging Line 01 | 60 |
| Packaging Line 02 | 60 |
| Packaging Line 03 | 35 |

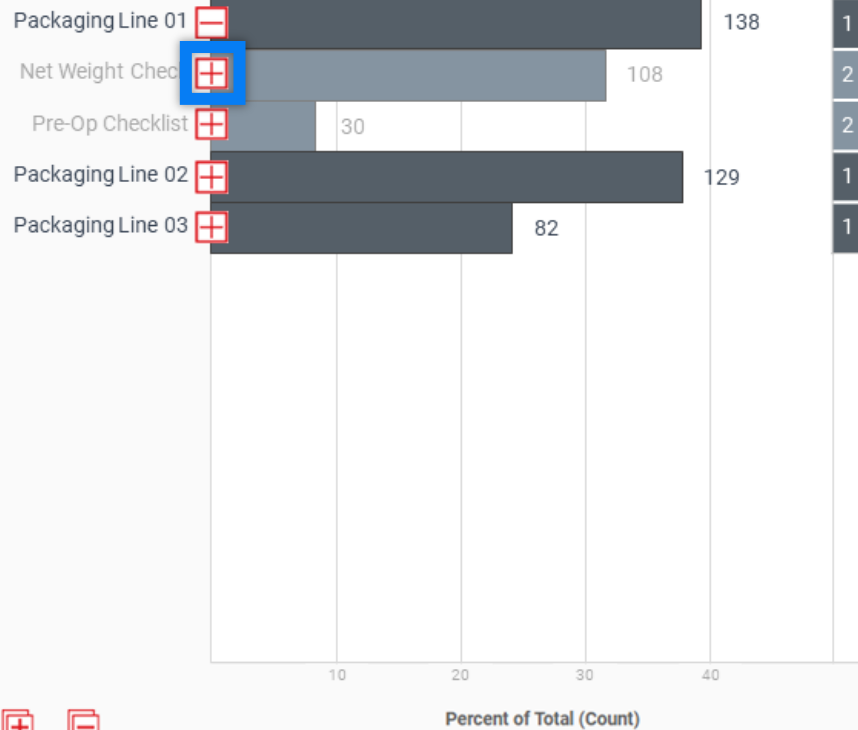


Centralized data & actionable intelligence

- ✓ **Compliance**
- Pareto chart



Pareto Chart (Collected Data)



Levels: 1. Level 8 » 2. Collection Name » 3. Shift

Compliance (Data Collections)

| Category | # Total |
|------------------------|---------|
| ▲ Packaging Department | 155 |
| Packaging Line 01 | 60 |
| Packaging Line 02 | 60 |
| Packaging Line 03 | 35 |



**Centralized data
& actionable
intelligence**

✓ **Compliance**
- Pareto chart

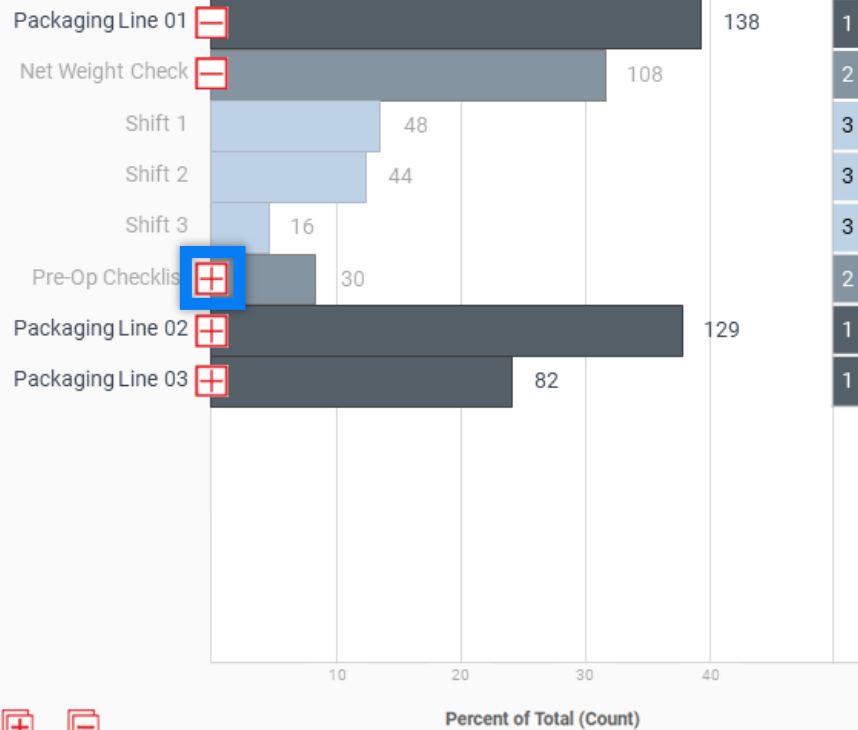


★ Compliance Dashboard

Previous Day - Packaging



Pareto Chart (Collected Data)



Levels: 1. Level 8 » 2. Collection Name » 3. Shift

Compliance (Data Collections)

| Category | # Total |
|------------------------|---------|
| ▲ Packaging Department | 155 |
| Packaging Line 01 | 60 |
| Packaging Line 02 | 60 |
| Packaging Line 03 | 35 |



Centralized data
& actionable
intelligence

✓ Compliance
- Pareto chart

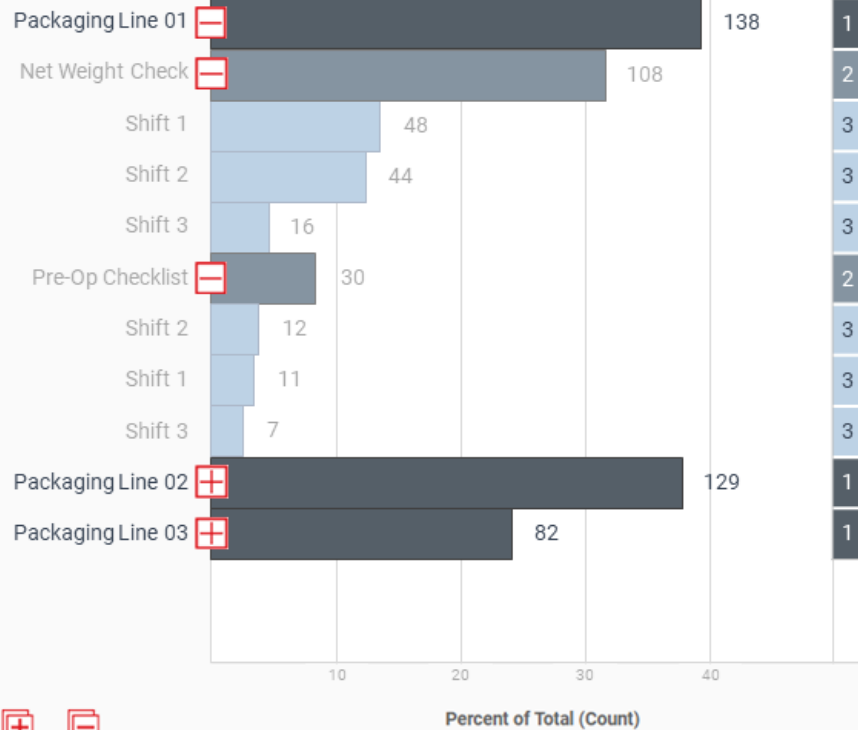


★ Compliance Dashboard

Previous Day - Packaging



Pareto Chart (Collected Data)



Levels: 1. Level 8 » 2. Collection Name » 3. Shift

Compliance (Data Collections)

| Category | # Total |
|------------------------|---------|
| ▲ Packaging Department | 155 |
| Packaging Line 01 | 60 |
| Packaging Line 02 | 60 |
| Packaging Line 03 | 35 |



Centralized data & actionable intelligence



Compliance

- Pareto chart
- Compliance tile

As of
1:28 PM



Compliance (Data Collections)



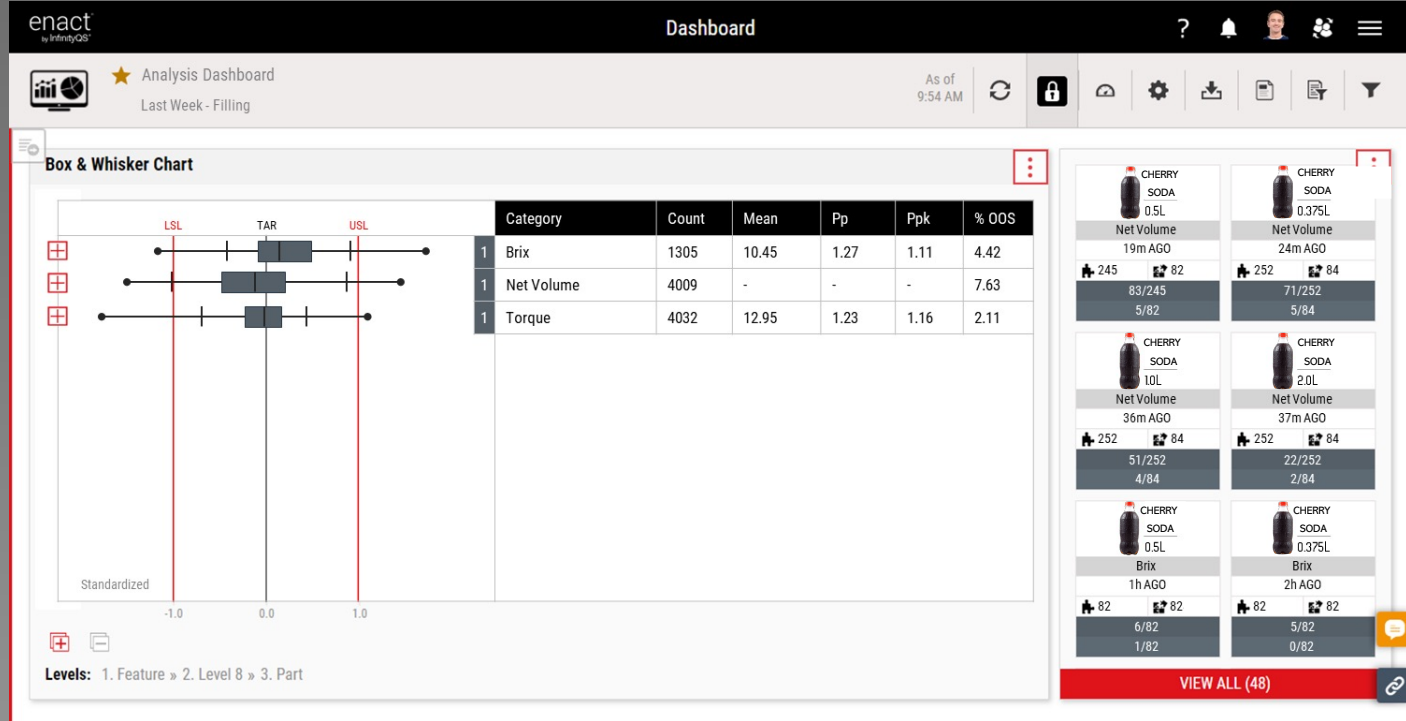
| Category | # Total | # Active | Missed | | Completed | | Late | | On-Time | |
|------------------------|---------|----------|--------|-------|-----------|---------|------|--------|---------|--------|
| ▲ Packaging Department | 155 | 1 | 6 | 3.87% | 149 | 96.13% | 13 | 8.39% | 136 | 87.74% |
| Packaging Line 01 | 60 | 1 | 0 | 0.00% | 60 | 100.00% | 4 | 6.67% | 56 | 93.33% |
| Packaging Line 02 | 60 | 0 | 5 | 8.33% | 55 | 91.67% | 9 | 15.00% | 46 | 76.67% |
| Packaging Line 03 | 35 | 0 | 1 | 2.86% | 34 | 97.14% | 0 | 0.00% | 34 | 97.14% |





Centralized data & actionable intelligence

- ✓ Compliance
- ✓ Analytics
 - Capability
 - Box & Whisker chart



Dashboard summary cards for 'CHERRY SODA' products:

- CHERRY SODA 0.5L**: Net Volume 19m AGO, 245/82 (5/82)
- CHERRY SODA 0.375L**: Net Volume 24m AGO, 252/84 (71/252, 5/84)
- CHERRY SODA 1.0L**: Net Volume 36m AGO, 252/84 (51/252, 4/84)
- CHERRY SODA 2.0L**: Net Volume 37m AGO, 252/84 (22/252, 2/84)
- CHERRY SODA 0.5L**: Brix 1h AGO, 82/82 (6/82, 1/82)
- CHERRY SODA 0.375L**: Brix 2h AGO, 82/82 (5/82, 0/82)

[VIEW ALL \(48\)](#)

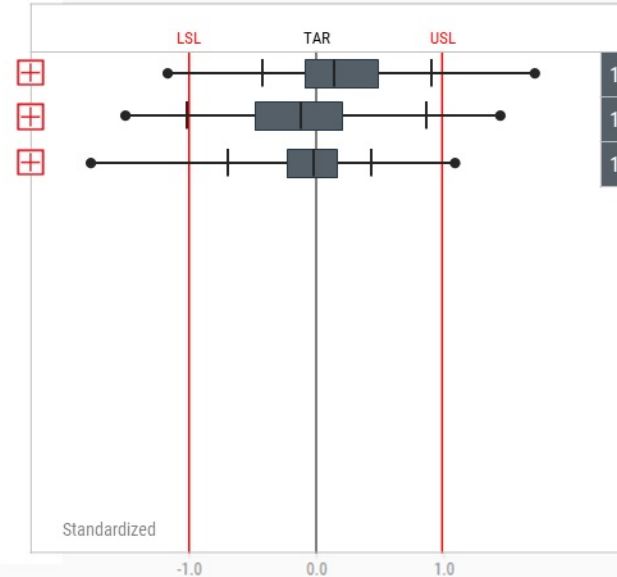


Centralized data & actionable intelligence

- ✓ Compliance
- ✓ Analytics
 - Capability
 - Box & Whisker chart



Box & Whisker Chart



| | Category | Count | Mean | Pp | Ppk | % OOS |
|---|------------|-------|-------|------|------|-------|
| 1 | Brix | 1305 | 10.45 | 1.27 | 1.11 | 4.42 |
| 1 | Net Volume | 4009 | - | - | - | 7.63 |
| 1 | Torque | 4032 | 12.95 | 1.23 | 1.16 | 2.11 |



Levels: 1. Feature » 2. Level 8 » 3. Part

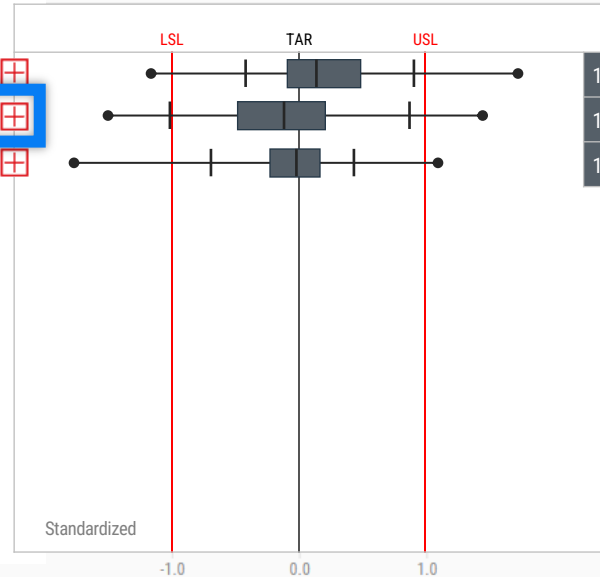


Centralized data & actionable intelligence

- ✓ Compliance
- ✓ Analytics
 - Capability
 - Box & Whisker chart



Box & Whisker Chart



| | Category | Count | Mean | Pp | Ppk | % OOS |
|---|------------|-------|-------|------|------|-------|
| 1 | Brix | 1305 | 10.45 | 1.27 | 1.11 | 4.42 |
| 1 | Net Volume | 4009 | - | - | - | 7.63 |
| 1 | Torque | 4032 | 12.95 | 1.23 | 1.16 | 2.11 |



Levels: 1. Feature » 2. Level 8 » 3. Part

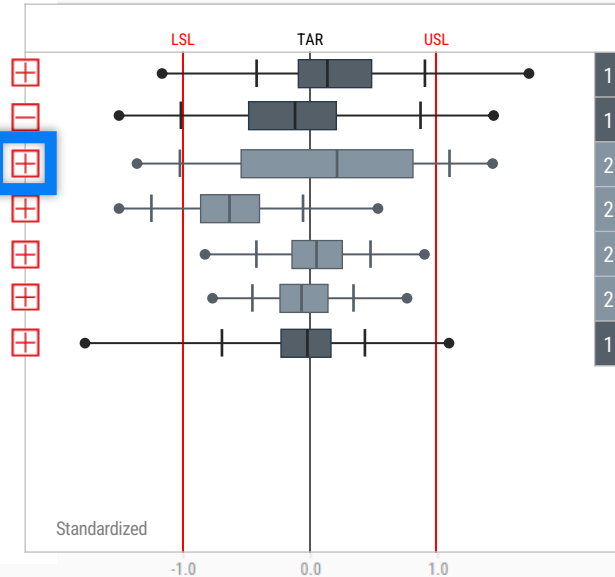


Centralized data & actionable intelligence

- ✓ Compliance
- ✓ Analytics
 - Capability
 - Box & Whisker chart



Box & Whisker Chart



| | Category | Count | Mean | Pp | Ppk | % OOS |
|---|-----------------|-------|-------|------|------|-------|
| 1 | Brix | 1305 | 10.45 | 1.27 | 1.11 | 4.42 |
| 1 | Net Volume | 4009 | - | - | - | 7.63 |
| 2 | Filling Line 01 | 1001 | - | - | - | 17.48 |
| 2 | Filling Line 02 | 992 | - | - | - | 13.21 |
| 2 | Filling Line 03 | 1008 | - | - | - | 0.00 |
| 2 | Filling Line 04 | 1008 | - | - | - | 0.00 |
| 1 | Torque | 4032 | 12.95 | 1.23 | 1.16 | 2.11 |



Levels: 1. Feature » 2. Level 8 » 3. Part

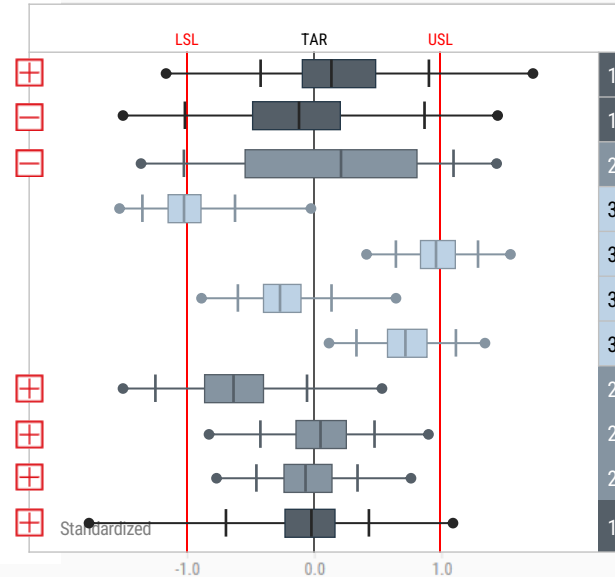


Centralized data & actionable intelligence

- ✓ Compliance
- ✓ Analytics
 - Capability
 - Box & Whisker chart



Box & Whisker Chart



| | Category | Count | Mean | Pp | Ppk | % OOS |
|---|--------------------|-------|-------|------|------|-------|
| 1 | Brix | 1305 | 10.45 | 1.27 | 1.11 | 4.42 |
| 1 | Net Volume | 4009 | - | - | - | 7.63 |
| 2 | Filling Line 01 | 1001 | - | - | - | 17.48 |
| 3 | Cherry Soda 0.375L | 252 | 0.36 | 1.68 | 0.19 | 28.17 |
| 3 | Cherry Soda 0.5L | 245 | 0.51 | 1.75 | 0.14 | 33.47 |
| 3 | Cherry Soda 1L | 252 | 0.98 | 1.65 | 1.33 | 0.00 |
| 3 | Cherry Soda 2L | 252 | 2.22 | 1.57 | 0.47 | 8.73 |
| 2 | Filling Line 02 | 992 | - | - | - | 13.21 |
| 2 | Filling Line 03 | 1008 | - | - | - | 0.00 |
| 2 | Filling Line 04 | 1008 | - | - | - | 0.00 |
| 1 | Torque | 4032 | 12.95 | 1.23 | 1.16 | 2.11 |

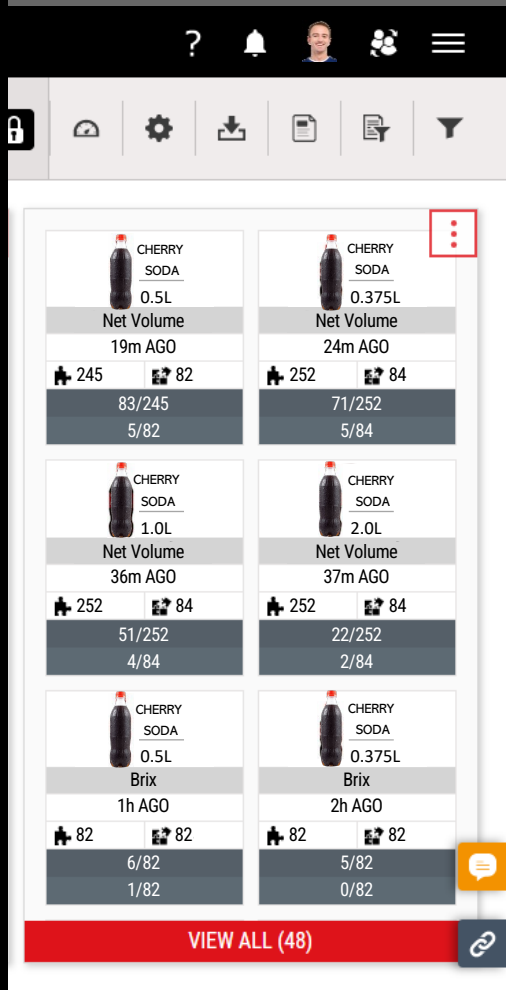


Levels: 1. Feature » 2. Level 8 » 3. Part



Centralized data & actionable intelligence

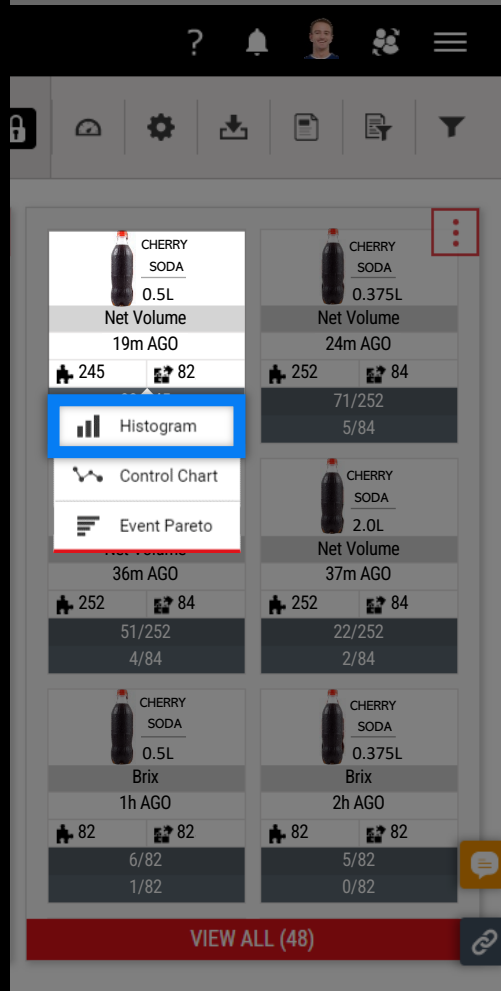
- ✓ Compliance
- ✓ Analytics
 - Capability
 - Box & Whisker chart





Centralized data & actionable intelligence

- ✓ Compliance
- ✓ Analytics
 - Capability
 - Box & Whisker chart



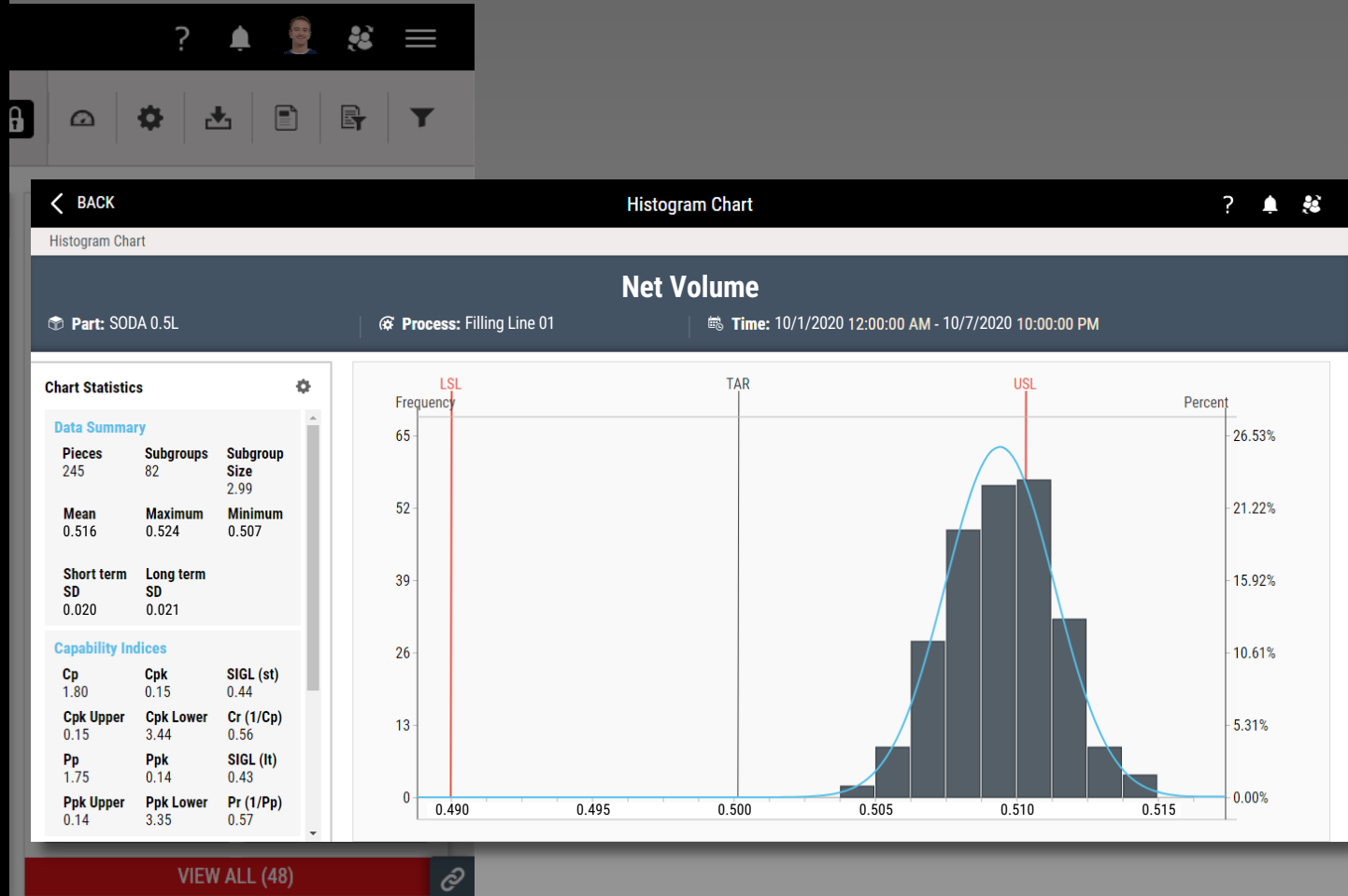


Centralized data & actionable intelligence

✓ Compliance

✓ Analytics

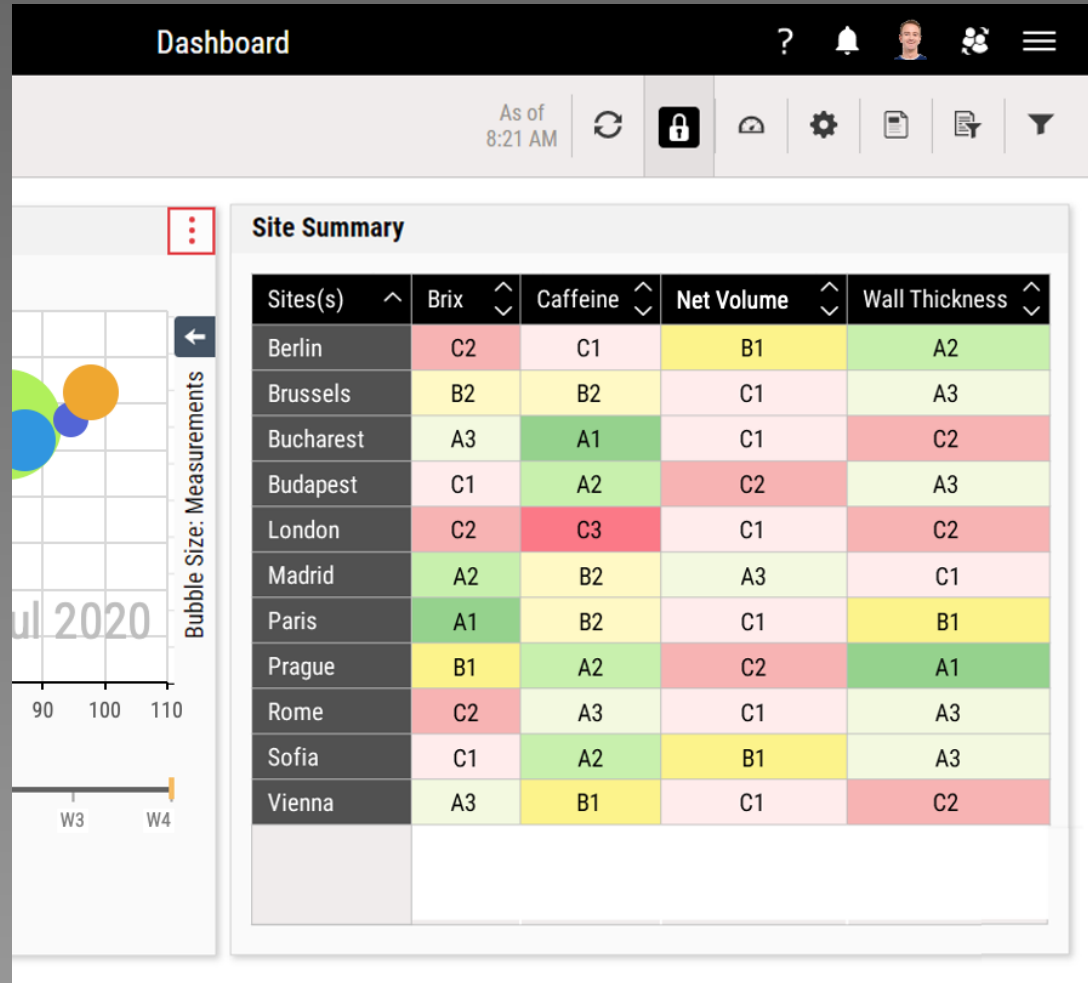
- Capability
- Box & Whisker chart





Centralized data & actionable intelligence

- ✓ Compliance
- ✓ Analytics
 - Capability
 - Box & Whisker chart
- Stream Grading

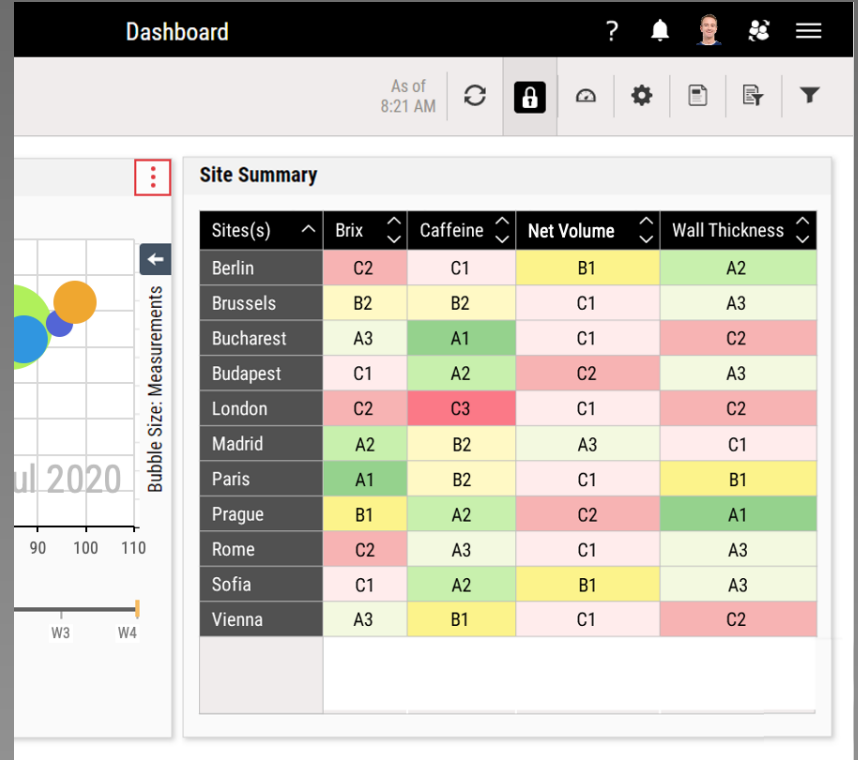




Centralized data & actionable intelligence

- ✓ Compliance
- ✓ Analytics
 - Capability
 - Box & Whisker chart
- Stream Grading

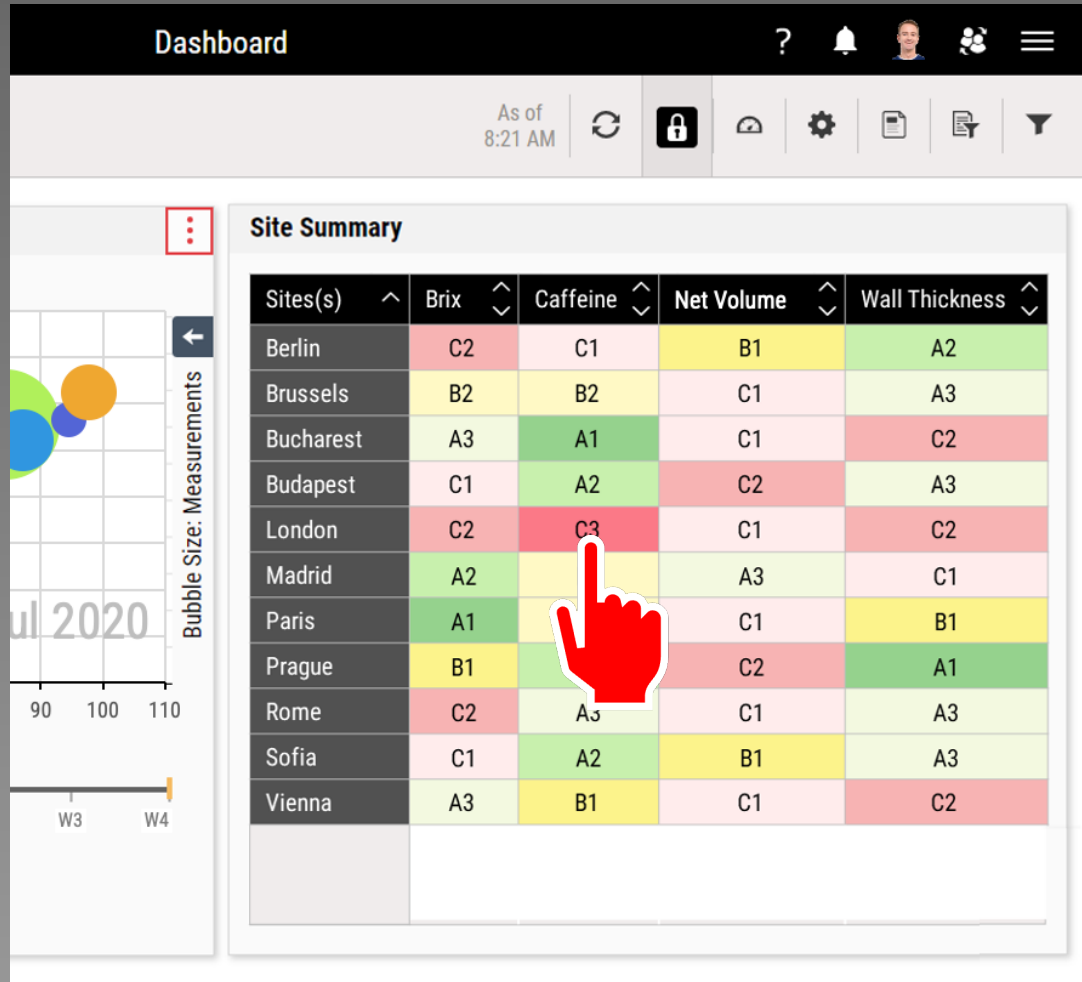
| | Grades |
|-------|--------|
| Best | A1 |
| | A2 |
| | A3 |
| B1 | |
| B2 | |
| B3 | |
| C1 | |
| C2 | |
| Worst | C3 |





Centralized data & actionable intelligence

- ✓ Compliance
- ✓ Analytics
 - Capability
 - Box & Whisker chart
- Stream Grading







Centralized data & actionable intelligence

- ✓ Compliance
- ✓ Analytics
 - Capability
 - Box & Whisker chart
- Stream Grading

Stream Details Table

Stream Details Table

| Stream Information | | Stream Grading | | | | | |
|------------------------|-------------|----------------|---------------------------------------|------------|-------------------|------------|----------------|
| Category | Piece Count | Grade | Yield Potential (Centered Process) | | Yield Performance | | Expected Yield |
| | | | Grade | Percentage | Grade | Percentage | |
| ▲ Caffeine | 3619 | C3 | Low | 98.63% | Low | 86.20% | 85.02% |
| ▲ LN - Filling Line 01 | 1204 | B2 | Moderate | 99.74% | Moderate | 90.47% | 90.23% |
| CHERRY SODA 2L | 325 | C3 | Low | 99.60% | Low | 83.30% | 82.97% |
| SODAZS 2L | 334 | A1 | High | 100.00% | High | 95.18% | 95.18% |
| DIET SODA 2L | 545 | C2 | Low | 99.65% | Moderate | 91.49% | 91.17% |
| ▲ LN - Filling Line 02 | 1222 | C3 | Low | 96.42% | Low | 80.21% | 77.34% |
| CHERRY SODA 1L | 531 | C3 | Low | 99.24% | Low | 63.86% | 63.37% |
| SODAZS 1L | 352 | C1 | Low | 94.34% | High | 95.14% | 89.76% |
| DIET SODA 1L | 339 | C2 | Low | 94.15% | Moderate | 90.32% | 85.04% |
| ▲ LN - Filling Line 03 | 1193 | B3 | Moderate | 99.78% | Low | 88.03% | 87.84% |
| CHERRY SODA .5L | 498 | C3 | Low | 99.48% | Low | 84.98% | 84.54% |
| SODAZS .5L | 334 | A2 | High | 100.00% | Moderate | 91.58% | 91.58% |
| DIET SODA .5L | 361 | A3 | High | 99.99% | Low | 88.96% | 88.95% |



enact[®]

SPC quality intelligence in the cloud



Enact Summary

Enact provides significant value to our clients:

- Real-time data collection

MANUAL



SEMI-AUTOMATED




FULLY AUTOMATED




Enact Summary

Enact provides significant value to our clients:

- Real-time data collection
- Real-time notifications and workflows

To: Quality Supervisor
From: Enact Operations 

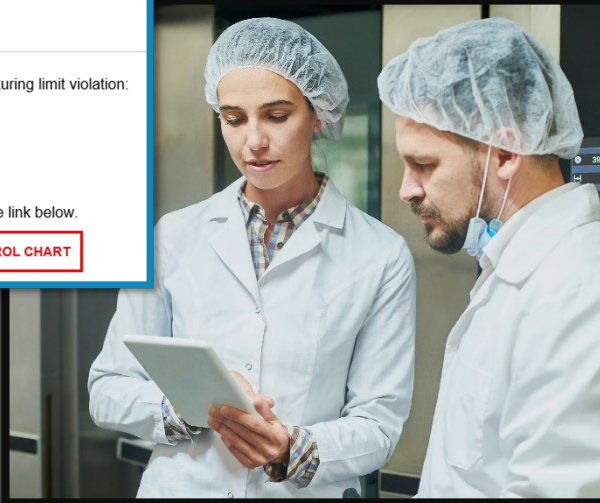
 **enact**
by InfinityOS

You have a new event review for a manufacturing limit violation:

Process: Filling Line 01
Feature: Net Volume
Violation: Above USL

To view additional details, please click on the link below.

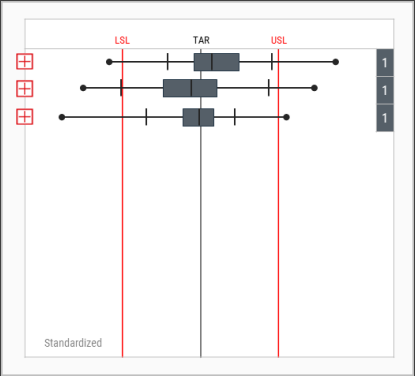
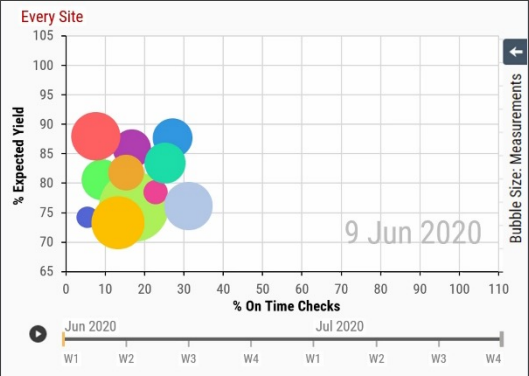
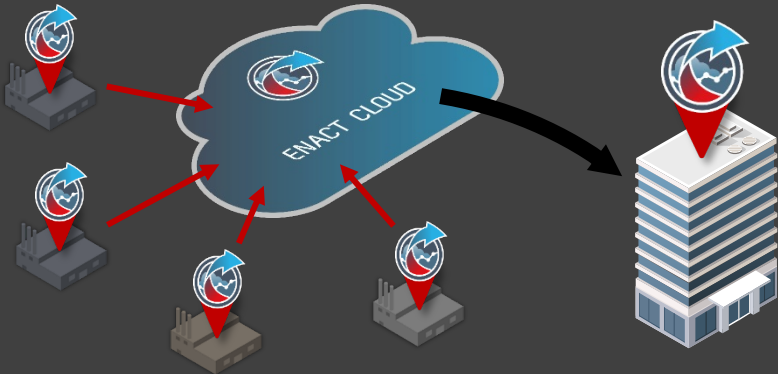
[VIEW EVENT DETAILS](#) [VIEW CONTROL CHART](#)



Enact Summary

Enact provides significant value to our clients:

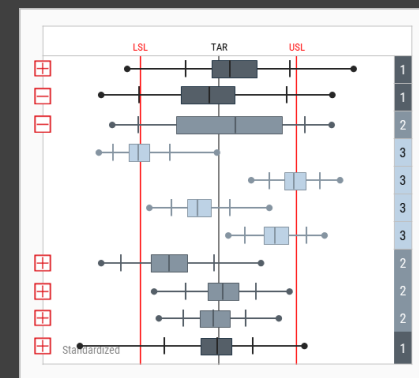
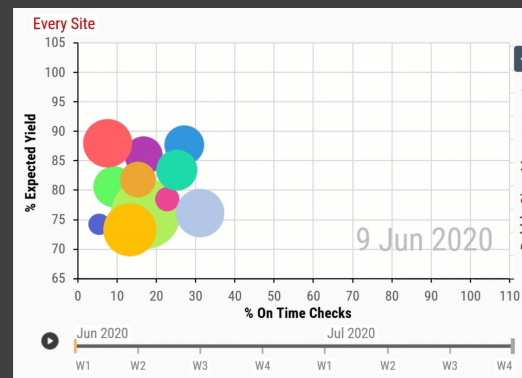
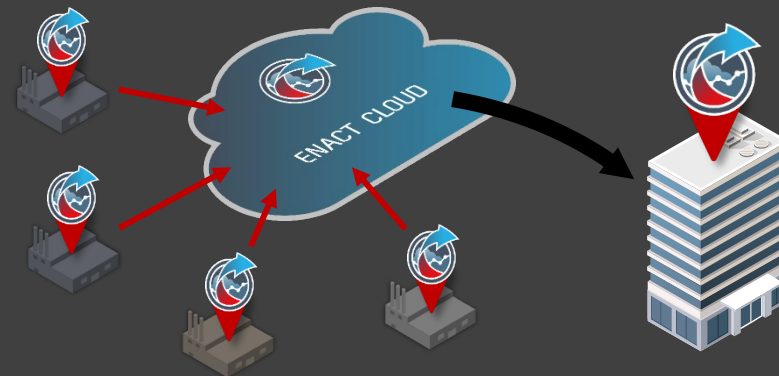
- Real-time data collection
- Real-time notifications and workflows
- Centralized data & actionable intelligence



Enact Summary

Enact provides significant value to our clients:

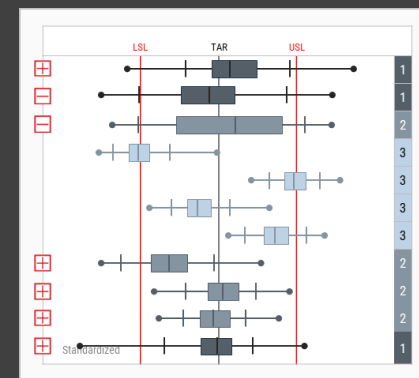
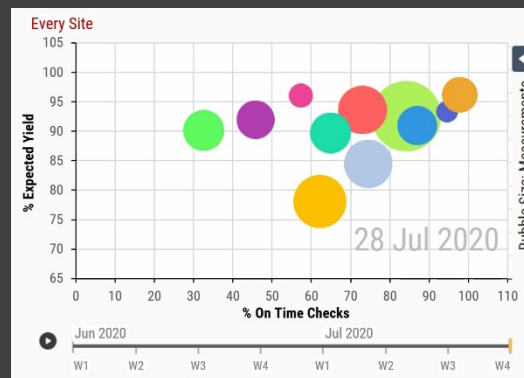
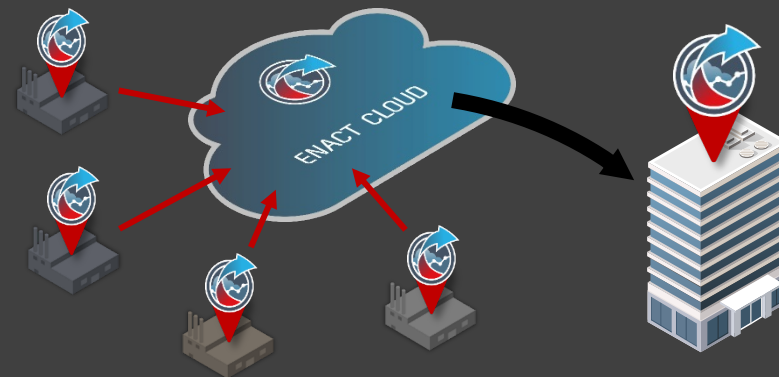
- Real-time data collection
- Real-time notifications and workflows
- Centralized data & actionable intelligence



Enact Summary

Enact provides significant value to our clients:

- Real-time data collection
- Real-time notifications and workflows
- Centralized data & actionable intelligence



Enact Summary

Enact provides significant value to our clients:

- Real-time data collection
- Real-time notifications and workflows
- Centralized data & actionable intelligence
- Powered by SPC Quality Intelligence

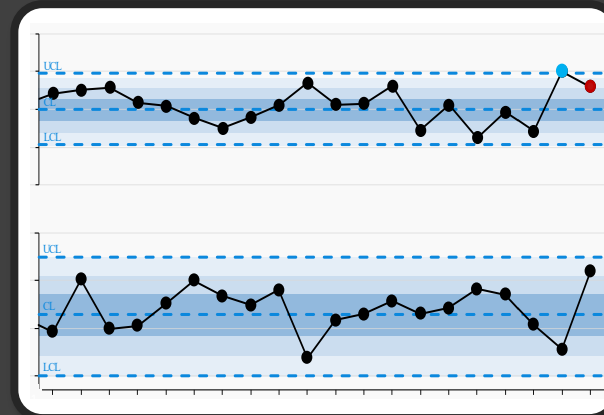


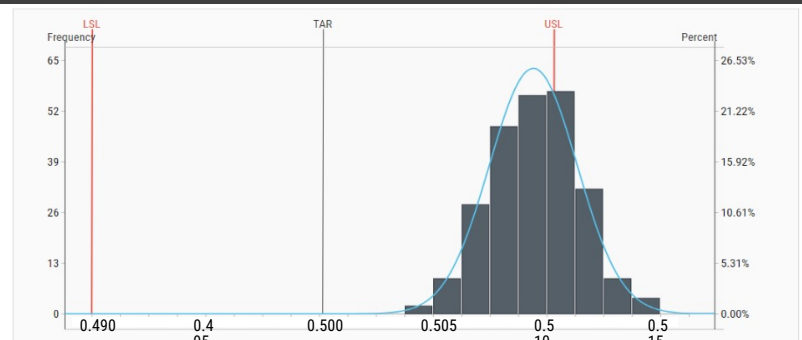
Chart Statistics

Data Summary

| Pieces | Subgroups | Subgroup Size |
|---------------|--------------|---------------|
| 245 | 82 | 2.99 |
| Mean | Maximum | Minimum |
| 0.516 | 0.524 | 0.507 |
| Short term SD | Long term SD | |
| 0.020 | 0.021 | |

Capability Indices

| Cp | Cpk | SIGL (st) |
|-----------|-----------|-----------|
| 1.80 | 0.15 | 0.44 |
| Cpk Upper | Cpk Lower | Cr (1/Cp) |
| 0.15 | 3.44 | 0.56 |
| Pp | Ppk | SIGL (lt) |
| 1.75 | 0.14 | 0.43 |
| Ppk Upper | Ppk Lower | Pr (1/Pp) |
| 0.14 | 3.35 | 0.57 |





advantive

InfinityQS[®]

an advantive company

Questions and Answers



InfinityQS[®]
an advantive company

Thank You!



Jason Chester
Advantive
jason.chester@advantive.com